









## SCIENCE OF MAGIC



### Material list to be kept ready for the workshop

| Sl. No                                   | MANDATORY MATERIAL LIST<br>(For Age group: Junior + Senior)  | Quantity   |
|--|--|------------|
| <b><u>EXPERIMENT: OIL SPILLS</u></b>     |  |            |
| 1  | Small plate/dish                                     | 1          |
| 2  | Coconut Oil   | 5-6ml      |
| 3  | Talcum powder (Face powder ex: Ponds, Nycil etc.)  | 5-6 spoons |
| 4  | Tissue paper or cotton                             | 2          |
| <b><u>EXPERIMENT: INVERTED ARROW</u></b> |  |            |
| 1  | Transparent glass                                  | 1          |
| 2  | A4 sheet or a plain piece of paper                 | 4          |
| 3  | Sketch pen(one black and one different color)     | 2          |
| 4  | Water   | 600ml      |
| Go to the next slide.....                |  |            |

| <b><u>EXPERIMENT: OODBLECK LIQUID</u></b>  |                                |   |           |
|--|--------------------------------|---|-----------|
| 1  | Paper cups                     |     | 3-4       |
| 2  | Candy/ice-cream sticks         |     | 3-4       |
| 3  | Cornflour                      |     | 250-500gm |
| 4  | Mat or old newspaper to spread |   | 1         |
| <b><u>EXPERIMENT: WATERPROOF PAPER</u></b> |                                |   |           |
| 1  | Candle(Coloured or plain)      |    | 1         |
| 2  | Wiping Cloth                   |   | 1         |
| <b><u>EXPERIMENT: MAGIC MIRROR</u></b>     |                                |   |           |
| 1  | Small mirror                   |  | 1         |