








GREEN ENERGY-SOLAR ENERGY



Material list to be kept ready for the workshop

Sl. No	MATERIAL LIST (For Age group: Junior + Senior)	Quantity
<u>EXPERIMENT: SOLAR OVEN</u>		
1	Pizza Box (Medium size) 	1
2	Aluminum foil 	25cm foil length
3	Pencil	1
4	Scale	1
5	Scissor	1
6	Cello-tape	
7	Transparent sheet 	4
8	Cardboard paper Cutter 	1
9	Black A4/Chart paper(thick) 	2
10	Small stick(plastic/wood/from broom) 	1
Please go to the next slide....		

Sl. No	EXTRA MATERIAL LIST (For Age Group: Only Senior)	Quantity
<u>EXPERIMENT: THERMAL ENERGY</u>		
1	Small Plastic bottle(waste) 	1
2	Bowls	2
3	Ice cubes	10-12
4	Balloon	2
5	Hot Water	250ml
Sl. No	EXTRA MATERIAL LIST (For Age group: Only Junior)	Quantity
<u>EXPERIMENT: CONDUCTION OF HEAT</u>		
1	A glass(transparent/steel) [to hold hot water]	1
2	Hot water Parent's superision required	1 glass
3	Spoons One plastic/wooden and one steel  	2
4	Butter (unmelted)	10gms
5	Beads 	2-3 pieces