










GREEN ENERGY-WIND ENERGY



Material list to be kept ready for the workshop

Sl. No	MANDATORY MATERIAL LIST (For Age group: Junior + Senior)	Quantity
<u>EXPERIMENT: WINDMILL MODEL AND SIMPLE GYRO</u>		
1	A4 Sheet (any colour)	8
2	Paper Cups (one big size and one small size)	2
		
3	Pencil	1
4	Scale	1
5	Scissor	1
6	Cello-tape	
7	Eraser	1
8	Straw	2
		
9	Thread	1m
		
10	Binder clip	1
		
11	coin	2
		
Please Go to the next slide...		

12	Small stick(plastic/wood/from broom)		1
EXTRA MATERIAL LIST (For Age group: Junior + Senior)			
<u>EXPERIMENT:SIMPLE PINWHEEL</u>			
1	Balloon		1
2	Pencil with an eraser		1
3	Paper pins		6-7