














## SCIENCE OF SPROUTING





Material list to be kept ready for the workshop

Sl. No	MATERIAL LIST	Quantity
<b>(For Age group: Junior + Senior)</b>		
<b><u>EXPERIMENT: CALCULATE SEED PRODUCTIVITY</u></b>		
1	Tomatoes  	2
2	Apple  	2
3	Capsicum  	2
4	Knife to cut the fruits (Adult supervision required)  	1
5	Notebook  	1
6	Marker/pen  	1
7	Toothpick/Small plucker  	1
Please go to next slide.....		

**EXPERIMENT: GERMINATION**

1	Transparent glass	4	
2	Cotton/Tissue paper(10)	1 roll	
3	Water	1 glass	
4	Rajma seeds (Soaked overnight)	2	
5	White pea seeds/Black gram (Soaked overnight)	4	
6	Raisins	3-4 pcs	
7	Salt solution		
8	Zip lock bags	4	
Please go to next slide.....			

### EXPERIMENT: SPROUTING JOKER

1	Raddish seeds		
2	Mustard seeds		
3	Soil from garden to plant seeds		1 cup
SL NO.	EXTRA MATERIALS	Quantity	
1	Wiping cloth	1	
2	Dish tray	1	
3	Mat or sheet to spread	1	

SCIENCEUTSAV DO NOT COPY