





## SCIENCE OF HUMAN BODY FUNCTIONS



### Material list to be kept ready for the workshop

Sl. No	MATERIAL LIST (For Age group: Junior + Senior)	Quantity
<b><u>EXPERIMENT: HUMAN LUNG MODEL</u></b>		
1	Plastic Bottle (Half cut) 	1
2	Balloons	8-9
3	Straw	10-12
4	Play Dough (Clay) 	1
5	Scissors	1
<b><u>EXPERIMENT: HUMAN HEART MODEL</u></b>		
1	Empty Jar (Jam jar/transparent container) 	1
2	Red Colour (Water colour/Food Colour)	1
3	Cellotape	1
4	Water	To fill in jar
5	Dish/Tray	1
6	Wiping Cloth	1
Please go to the Next slide...		

**EXPERIMENT: MAKE A ROBOT HAND**

1	A4 Sheet(any color)	1
2	Thread yarns (cut into five 12 inches yarns each)	60-65 inches
		
3	Pencil/Marker/Sketch pen	1